

Gas Discharge Tube: G12D17 Series



2-Electrode Φ 11.8 x T17mm Type

■ Features

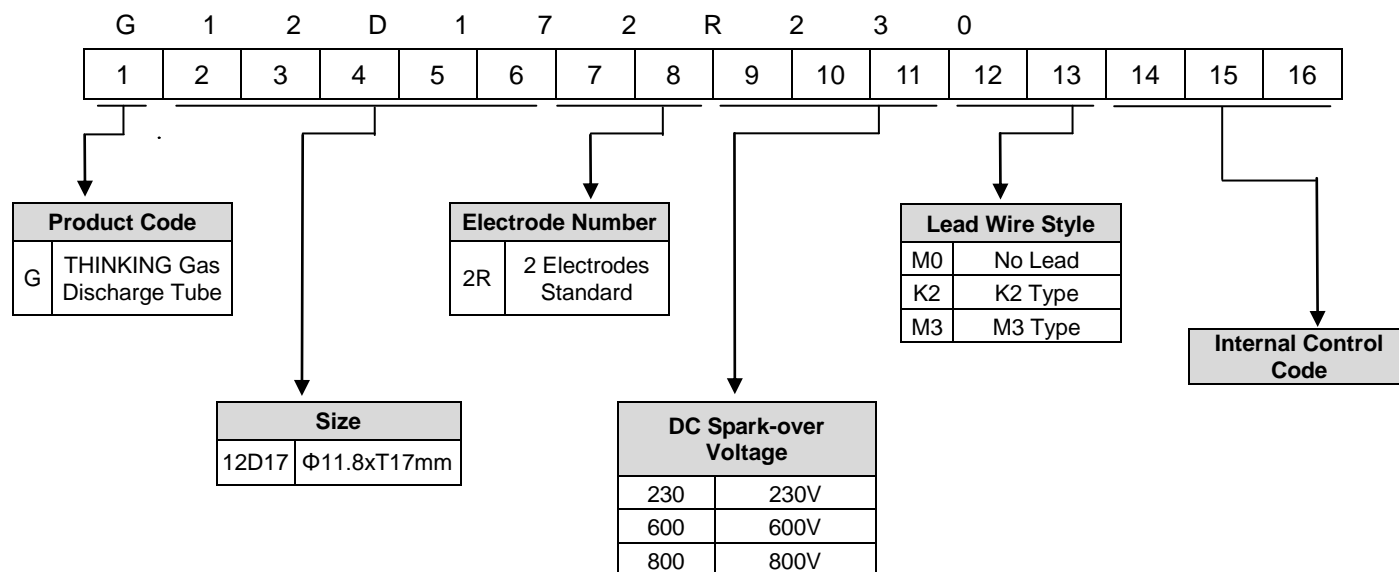
1. RoHS & HF compliant
2. Rugged ceramic-metal construction
3. DC spark-over voltage: 230~800V
4. Follow current at 50/60Hz: 100A (For 470~800V)
5. Max continuous operating voltage at 50/60Hz: 255V (For 470~800V)
6. Agency recognition: UL
7. Operating temperature: $-40^{\circ}\text{C} \sim +105^{\circ}\text{C}$
8. Storage temperature: $-40^{\circ}\text{C} \sim +115^{\circ}\text{C}$



■ Recommended Applications

1. Power system
2. Industrial equipment
3. SPD module

■ Part Number Code



Gas Discharge Tube: G12D17 Series



2-Electrode $\Phi 11.8 \times T17\text{mm}$ Type

■ Characteristics

Part No.	DC Spark-over Voltage	Max. Impulse Breakdown Voltage	Max. Impulse Discharge Current (8/20 μs)		Impulse Life (10/1000 μs)	Normal Alternating Discharge Current	Max. Front-of-wave sparkover voltage	Follow Current	Max Continuous Operating Voltage	Minimum Insulation Resistance	Maximum Breakdown Time	Safety Approvals
	100V/S	1KV/ μs	1 time	10 times	300A	50Hz, 1Sec	1.2/50us 6KV	50/60Hz	50/60Hz	(G Ω)	(ns)	UL 1449
	(V)	(V)	(KA)		(times)	(A)	(V)	(A)	(V)			
G12D172R230□□	230 \pm 20%	700	60	40	300	40	1100	/	/	1	100	√
G12D172R250□□	250 \pm 20%	700					1100	/	/			√
G12D172R300□□	300 \pm 20%	800					1100	/	/			√
G12D172R350□□	350 \pm 20%	800					1100	/	/			√
G12D172R420□□	420 \pm 20%	800					1200	/	/			√
G12D172R470□□	470 \pm 20%	1000					1300	100	220			√
G12D172R500□□	500 \pm 20%	1000					1300	100	255			√
G12D172R600□□	600 \pm 20%	1200					1400	100	255			√
G12D172R700□□	700 \pm 20%	1300					1500	100	255			√
G12D172R800□□	800 \pm 20%	1400					1500	100	255			√
G12D172R12BM3	1200 \pm 20%	2000	25	20	400	20	/	/	/	10	100	√
G12D172R14BM3	1400 \pm 20%	2200					/	/	/	10	100	√
G12D172R16BM3	1600 \pm 20%	2500					/	/	/	10	100	√
G12D172R20BM3	2000 \pm 20%	2700					/	/	/	10	100	√
G12D172R22BM3	2200 \pm 20%	2800					/	/	/	10	100	√

Note 1: The □□ is the style of lead wire. M0= M0 Type , K2=K2 Type, M3=M3 Type.

Note 2: UL 1449 4th File No: E314979.

Note 3: Insulation resistance test conditions:

DC Spark-over Voltage	DC Measuring Voltage
70-150V	50V
151-400V	100V
401-800V	250V

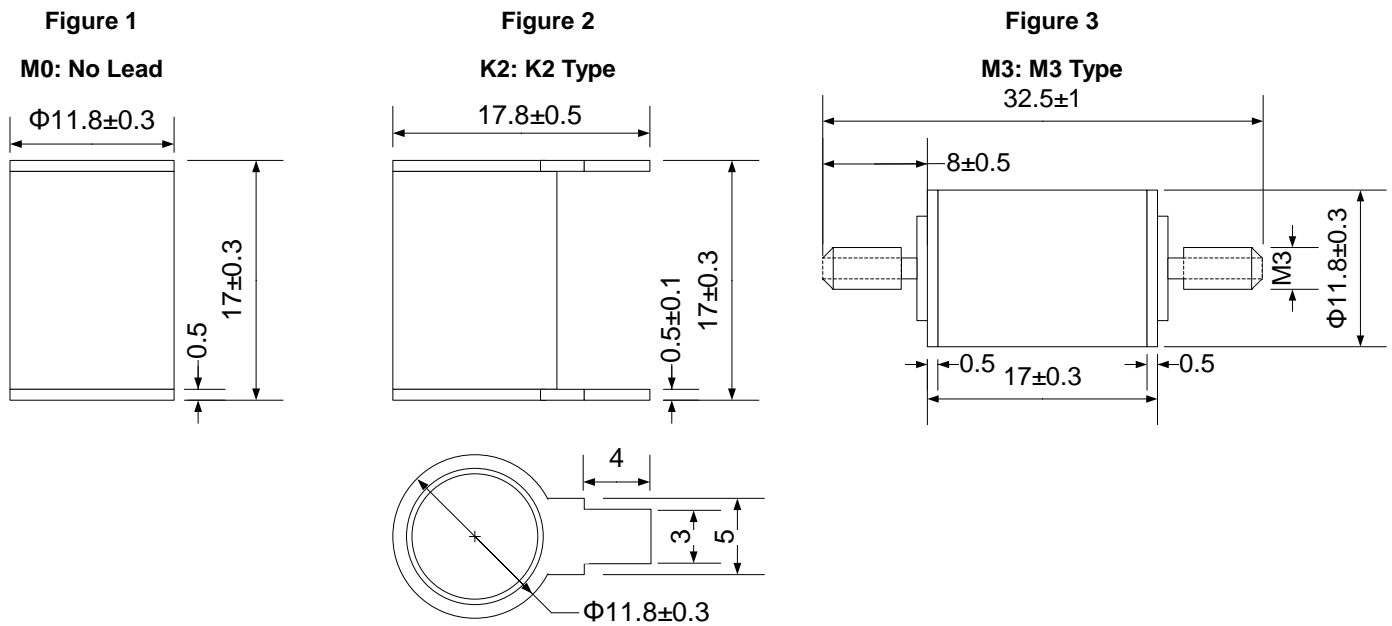
Gas Discharge Tube: G12D17 Series



2-Electrode $\Phi 11.8 \times T17$ mm Type

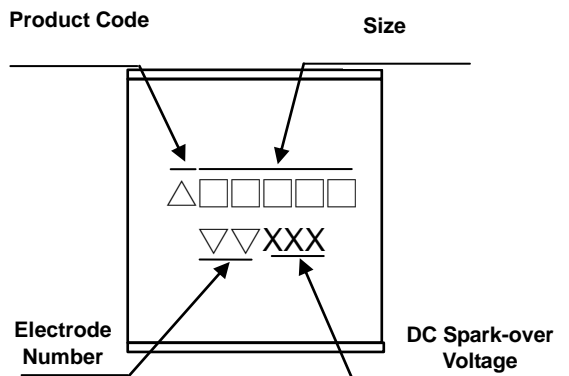
■ Dimensions

(Unit: mm)

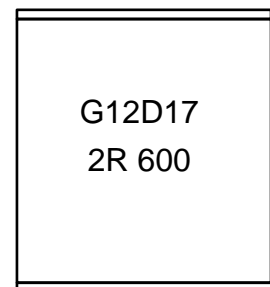


Note : The dimensional tolerance of figure 3.4.5. is ± 0.2 mm.

■ Marking



Example:



■ Packaging

- Bulk

■ Warehouse Storage Conditions of Products

- Storage Conditions:
 1. Storage Temperature: $-10^{\circ}\text{C} \sim +40^{\circ}\text{C}$
 2. Relative Humidity: $\leq 75\% \text{RH}$
 3. Keep away from corrosive atmosphere and sunlight.
- Period of Storage: 1 year